


## Returning to a Saved Application


### Step 1:

Skip Navigational Links



DAILY BULLETIN  
COMMUNITY LINKS ▾

HOME ABOUT SFIS ACADEMICS STUDENT LIFE ATHLETICS WELLNESS ADMISSIONS | Contact Us



# ADMISSIONS

ADMISSIONS  
SFIS At A Glance  
Application for Admission and FAQ  
Transcript Request

### APPLICATION FOR ADMISSION AND FAQ

Welcome to the Application for Admission and FAQ! The application is linked below. We recommend you review the information in the FAQ before starting your application. Thank you for you and your student's interest in the Santa Fe Indian School.

Click here to start the online application: [2024-2024 Application for Admission](#) ←

I have a current SFIS student enrolled this school year. Do I need to re-apply?

No, you do not have to re-apply. Parents/guardians of our current SFIS students will receive an Intent to Return declaration in the spring that will

### Step 2:



Welcome to the 24-25 Application for Admission to the Santa Fe Indian School. Select whether you are starting a new application or are returning to a saved application.

\*

- Start New Application
- Return to Saved Application ←

Next ←

## Step 3:


Santa Fe Indian School (SFIS) follows an admissions process that includes several factors that impact acceptance levels. Factors include, but are not limited to, classroom and dorm space availability by grade level, program resources, the sovereign status of the Nineteen Pueblos, and our capacity to meet the needs of each student.

The Admissions Committee considers an applicant's academic abilities, character, and contributions to their school community. Additionally, the Committee seeks evidence of an applicant's independence, community involvement, and concern for others.

Parent/Guardian Legal First Name \*

Parent/Guardian Legal Last Name \*

Parent/Guardian Date of Birth (MM/DD/YYYY) \*

Email Address

Has the applicant previously attended SFIS? \*

Application Number \*

Type the letters and/or numbers you see displayed in the image below. (Type exactly as displayed.) \*

Begin Application



## Step 4:

### Other Required Documents (If applicable)

Contact the Office of Admissions to make arrangements to share the applicant's IEP(s) and/or 504 Plan via fax, mail, or to hand-deliver to our office.

- Legal Custody Forms: custody document, restraining order(s), guardianship papers, court order(s) etc. (Can be uploaded directly into the application.)
- Special Education Individualized Education Plan (IEP)
- Gifted and Talented Individualized Education Plan (GT-IEP)
- 504 Plan

### Additional Information

- Applications missing information and/or missing required document uploads will be considered incomplete and will not be reviewed.
- The application comes up as a pop-up window separate from the website. We recommend returning to the website every 4-5 minutes and clicking anywhere on that page in order to keep the application pop-out window active. If the application window is not kept active your information may not save when you click Save/Continue.
- Documents are required to be uploaded into the application. Please do not send documents by email.
- Use the "Save/Continue button at the end of each section to ensure your information is saved. **!CAUTION!** Do not click, "Submit" until your application is totally complete. If you click "Submit" before finishing, you will not be able to access your application. If you click "Submit" in error, contact Admissions and we can un-submit your application for you to gain access for editing/adding.
- If a red flag appears, click on the flag to remove it from view.
- Please read the application and provide all information requested.

Contact the Office of Admissions at (505) 989-6370, or by email at [admissions@sfis.k12.nm.us](mailto:admissions@sfis.k12.nm.us) if you have questions regarding this application.

Begin Application



## Step 5:

\* Indicates a required field



### Applicant

First Name	Last Name	Gender	School	Completed	
[REDACTED]	[REDACTED]	[REDACTED]		✓	<a href="#">Edit/Review</a>

Include all applicants applying for admission. For example, if you have siblings applying, you do not need to complete a separate application for each applicant. Click, "Add New Applicant" to add another applicant.

**Yellow** - Indicates that person is missing required information. Select the highlighted row to continue.

✓ - Indicates that person is completed.

[Add New Applicant](#)

[Back](#) [Save/Continue](#)

You are returned to the last area you were working on in the application.